

BM 2-40 BT / BT BASIC

TYPE	WEIGHT RANGE	CAPACITY
2-40 BT	200 - 1100 gr	max. 3000 pcs/h. at 1000 gr dough weight
2-40 BT Basic	200 - 1100 gr	

DIMENSIONS		WEIGHT	CONNECTED LOAD
Length	5115 mm	nett 980 kg	230/400 V, 50 Hz + earth
Width	1215 mm	gross..1100.kg	2,2 kVA
Height	1950 mm	Shipping volume 4,7 m³	

OPTIONS

- Pre-set counter
- Drying device on curling belt
- Drying device on driven top moulding belt
- Flange roller last roller pair
- Pressurized last roller pair
- Driven moulding belt running ccw instead of pressure board
- Flour duster with own drive for wheat or rye
- Cutting device 2 pieces with final moulding plate and spread V
- Twister Swing Away
- Extended version with 2 pressure stations (board or belt)
- Decoration station
- Operation side left/right
- In same direction running panning conveyor, length 5300 mm
- Overhead stopper, pneumatically operated, compressed air 600 l/6 bar
- Bottom stopper, pneumatically operated, compressed air 600 l/6 bar
- Peelboard stopper
- Tin signalisation, shortage and back-up
- Customer specific Blue Box

WP HATON BV
Industrieterrein 13 // 5981 NK Panningen // Netherlands // Phone +31 77307-1860 // Fax +31 77307-5148 // info@wp-haton.com // www.wp-haton.com



BM 2-40 BT / BT BASIC
Long Moulder

BM 2-40 BT / BT BASIC

Picture BM 2-40 BT

UNIVERSAL INDUSTRIAL MOULDER FOR PAN AND HEARTH BREAD, SUITABLE FOR WHEAT DOUGHS AND MIXED RYE/WHEAT DOUGHS UP TO 30% OF RYE.



BENEFITS

- Excellent sheeting and moulding results
- Infeed conveyor with adjustable diabolo centering rollers and adjustable pressure roller
- Two separate individually driven sheeting rollers with adjustable speed (fixed speed BM 2-40 BT Basic)
- Progressive sheeting of the dough pieces with relaxation phase
- Separation of curling- and sheeting belt for an optimal synchronisation of curling belt and roller speed and an longer sheeting time
- Second sheeting station with upper belt or pressure board (option)
- Easy to clean scrapers on each roller
- Drying device on each roller
- Good accessibility of rollers and scrapers for easy cleaning
- Thickness and width dough piece adjustable through speed control through recipe control via PLC (BM 2-40 BT only)
- Curling- and sheeting belt are adjustable in speed
- Hinged pressure board for fast cleaning and accessibility
- Very modern and functional design in stainless steel
- Low noise level

BASIC EXECUTION:

- Infeed conveyor with adjustable pressure roller and diabolo centering rollers
- Two sets of sheeting rollers, opening adjustable between 1 and 25 mm
- Rollers made of Arnite, width 400 mm, diameter 125 mm, equipped with Teflon coated scrapers
- Sheeting rollers fixed BM 2-40 BT Basic or variable speed BM 2-40 BT
- Tilting scrapers on each roller
- Visual control of sheeting process
- Frame sheeting head made of aluminium
- Brushed stainless steel cover plates
- Separate curling belt
- Moulding bridge in glass bead blasted stainless steel
- Pressure board adjustable in height between 10 and 70 mm, both on infeed and out-feed side
- V shape pressure board
- Drying device on all sheeter rollers
- Teflon side guides adjustable to <560 mm
- BM 2-40 BT Basic: fixed drive of infeed conveyor, rollers, curling- and sheeting belt
- BM 2-40: BT variable drive of infeed conveyor, rollers, curling- and sheeting belt
- Moulding table with separate belt drive. Belt width 600 mm
- PLC control and touch screen (BM 2-40 BT only)
- Electrical panel stainless steel

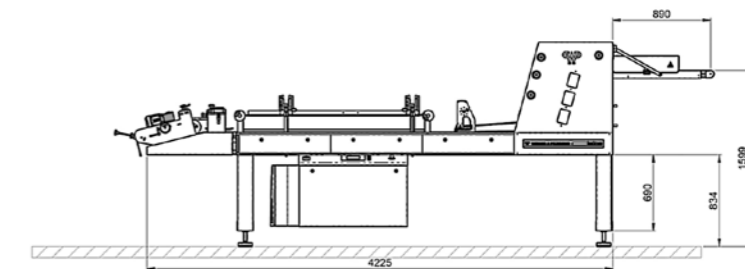
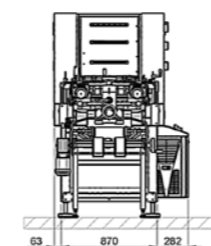
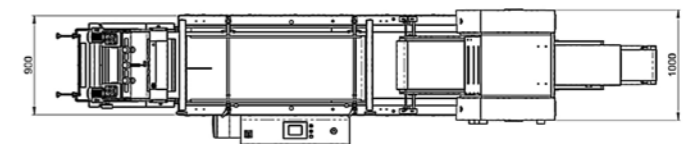
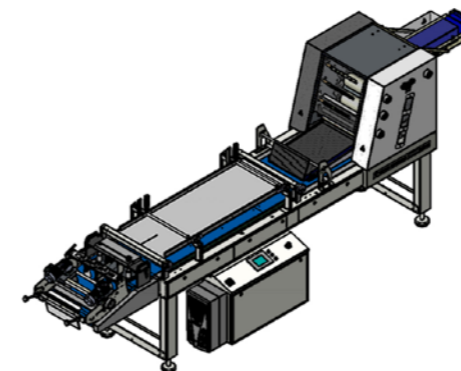


Illustration BM 2-40 BT