

CR 59

TYPE	WEIGHT RANGE	CAPACITY
SK	30 - 500 gr	up to 2500 pcs/h., E-motor 1,1 kW, 1400 rpm, n cone 27 rpm
K	90 - 700 gr	1400 rpm, n cone 27 rpm
M	400 - 1600 gr	2500 up to 3600 pcs/h., E-motor 1,1 kW, 1400 rpm, n cone 39 rpm
G	700 - 2200 gr	3600 up to 5000 pcs/h., E-motor 1,1 kW, 1400 rpm, n cone 57 rpm
DIMENSIONS		CONNECTED LOAD
Length	1180 mm	230/400 V 3 ph 50 Hz + earth
Width	1270 mm	1,1 KVA, with oiling 4 KVA
Height	1604 mm	Shipping volume 2.4 m ³

OPTIONS

CR 59 without oil

- Infeed conveyor
- Discharge conveyor with discharge cone
- Heating with fan
- Frequency inverter for variable cone speed
- Flour duster
- Flour duster with independent drive
(only in combination with discharge conveyor)
- Customer specific Blue Box

CR 59 with oil

- Infeed conveyor
- Discharge conveyor with discharge cone
- Frequency inverter for variable cone speed
- Oil on discharge conveyor divider
- Oil on infeed conveyor rounder
- Signalisation oiling
- Customer specific Blue Box



WP HATON BV
 Industrieterrein 13 // 5981 NK Panningen // Netherlands // Phone +31 77307-1860 // Fax +31 77307-5148 //
 info@wp-haton.com // www.wp-haton.com

CR 59
 Conical Rounder

CR 59

Picture CR 59 with discharge conveyor and discharge cone

SUITABLE FOR MANY COMMON DOUGH TYPES, SUCH AS WHEAT, WHEAT/RYE, MULTIGRAIN AND WHOLE WHEAT DOUGHS. THE DOUGH PIECES ARE BEING TAKEN OVER BY THE ROTATING CONE AND SHAPED INTO ROUND DOUGH PIECES BY THE SPECIALLY SHAPED TRACKS. BECAUSE THE TRACKS ARE MECHANICALLY PROCESSED, THERE IS A VERY HIGH PRECISION BETWEEN TRACKS AND CONE.



BASIC EXECUTION:

Without oil

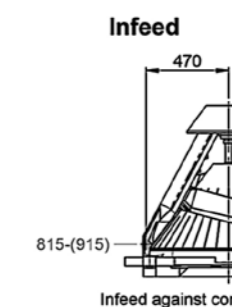
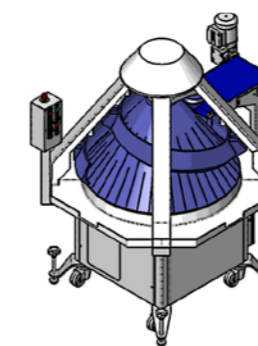
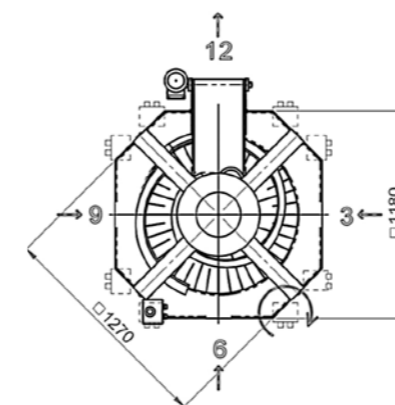
- Cast iron cone, Teflon coated
- Aluminium tracks, in- and outside Teflon coated
- Cone with top bearing
- Frame steel, nickel coated
- Cover plates stainless steel, brushed
- Undercarriage nickel steel with 4 castors, dowel pins and blocking
- With operation control panel

With oil

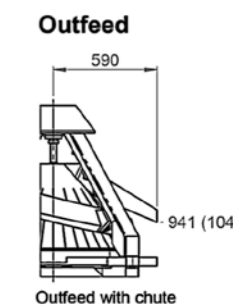
- Cast iron cone, Teflon coated
- Aluminium tracks, in- and outside Teflon coated
- Cone with top bearing
- Frame steel, nickel coated
- Cover plates stainless steel, brushed
- Undercarriage nickel steel with 4 castors, dowel pins and blocking
- With operation control panel
- 4 oil spraying nozzles on cone
- Heating

BENEFITS

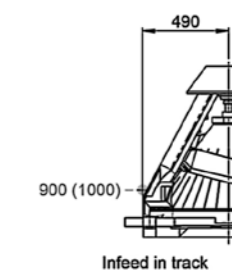
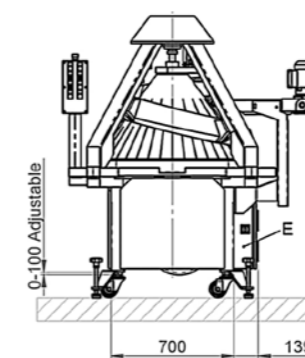
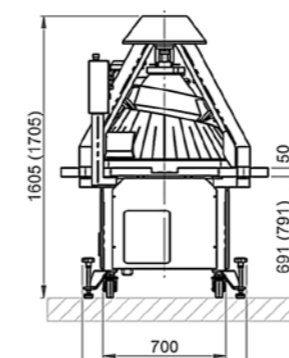
- Excellent round moulding results
- Perfect separation between dough pieces coming from the divider
- Minimum of dough crumbs
- Perfect transfer from dough pieces on the out-feed side
- No flour necessary to avoid sticking of dough



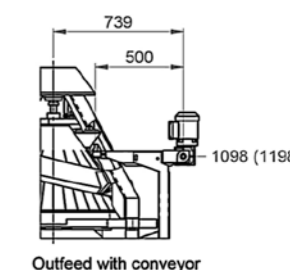
Infeed against cone



Outfeed with chute



Infeed in track



Outfeed with conveyor

Illustration CR 59 with discharge conveyor and discharge cone